

---

# THE GROVE

---



THE LEADING HOTELS  
OF THE WORLD®

# THE GROVE

---

Set in 300 acres of rolling Hertfordshire countryside just 18 miles from London, our idyllic country estate is the perfect hideaway for a creative event of any size. From the traditional 18th Century Mansion to the contemporary Cedar Suite, The Grove promises 28 bright, beautiful spaces, not forgetting the wonderfully verdant Walled Garden. And with use of up to 215 bedrooms, let your imagination run wild.





# HOTEL INFORMATION



## Local Train Stations

Watford Junction – 10 mins – 2 miles  
Watford High Street – 10 mins – 3 miles  
Watford Underground – 10 mins – 3 miles  
Watford North – 10 mins – 3 miles

## Local Airports

London Luton – 25 mins – 18 miles  
London Heathrow – 25 mins – 19 miles  
London Stansted – 50 mins – 45 miles  
London City – 1 hour – 45 miles

## Private Transport

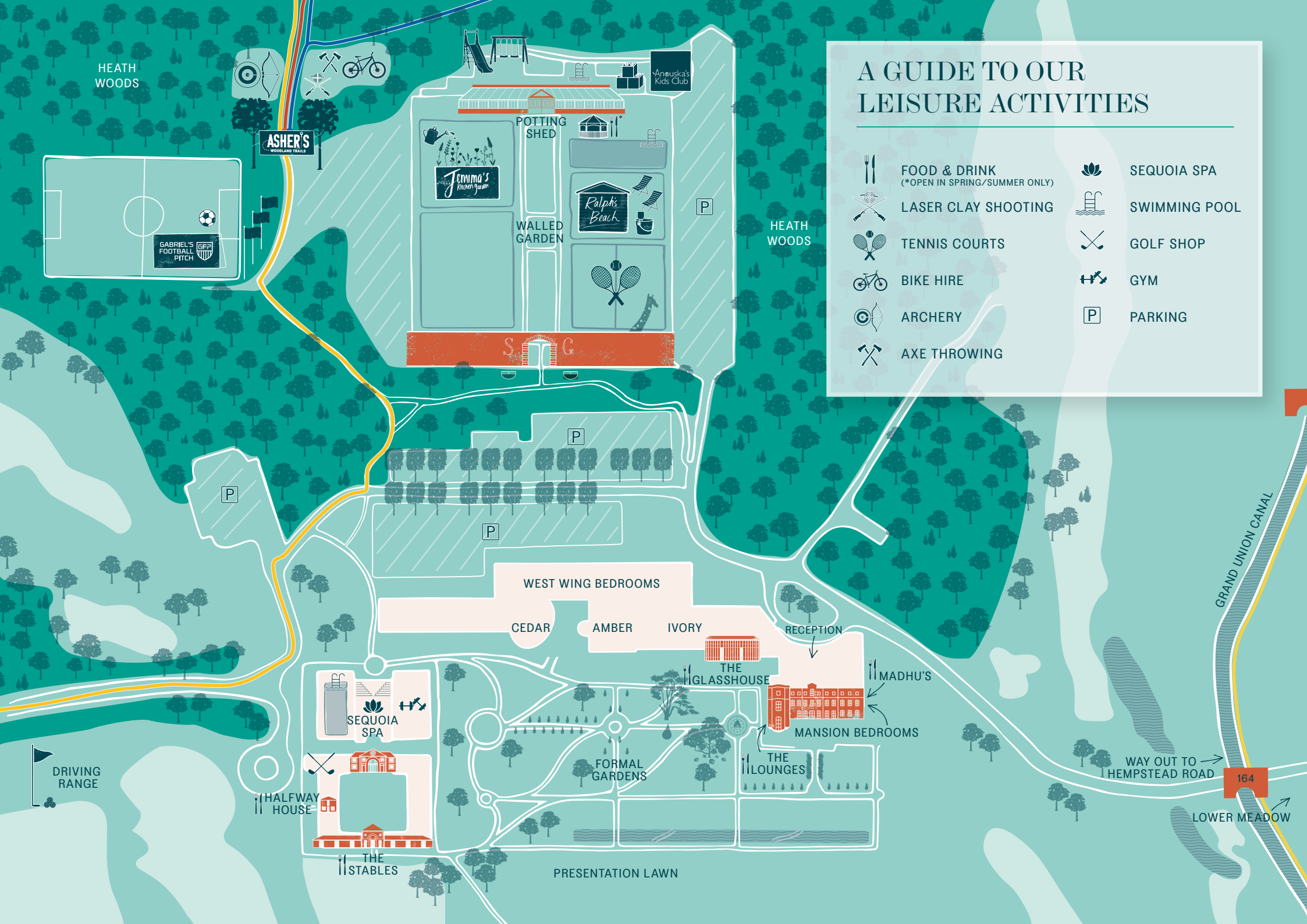
On-site helipad, which must be pre-booked



FIND  
US  
HERE







## A GUIDE TO OUR LEISURE ACTIVITIES

- |   |   |   |               |
|---|---|---|---------------|
|  | FOOD & DRINK<br>(*OPEN IN SPRING/SUMMER ONLY) |  | SEQUOIA SPA   |
|  | LASER CLAY SHOOTING                           |  | SWIMMING POOL |
|  | TENNIS COURTS                                 |  | GOLF SHOP     |
|  | BIKE HIRE                                     |  | GYM           |
|  | ARCHERY                                       |  | PARKING       |
|  | AXE THROWING                                  |   |               |

HEATH WOODS

ASHER'S  
WOODLAND TRAILS

GABRIEL'S  
FOOTBALL  
PITCH

POTTING  
SHED

JENNIMA'S  
KITCHEN GARDEN

WALLED  
GARDEN

Ralph's  
Beach

HEATH  
WOODS

WEST WING BEDROOMS

CEDAR

AMBER

IVORY

RECEPTION

THE  
GLASSHOUSE

MADHU'S

MANSION BEDROOMS

THE  
LOUNGES

FORMAL  
GARDENS

PRESENTATION LAWN

SEQUOIA  
SPA

HALFWAY  
HOUSE

THE  
STABLES

DRIVING  
RANGE

WAY OUT TO  
HEMPSTEAD ROAD

164

LOWER MEADOW

GRAND UNION CANAL

# 3D VIRTUAL TOURS

Experience The Grove  
through 3D virtual tours.



Step into The Grove through virtual tour technology  
which accurately depict our event spaces, rooms and  
suites with 3D captured imagery.

Take a tour of our event spaces and rooms  
by clicking the links below:

## EVENT SPACES

[The Grove Event Space](#)

[Amber Suite](#)

[Cedar Suite](#)

[Ivory Suite](#)

## ROOMS

[West Wing Classic](#)

[Deluxe West Wing – Olive](#)

[Deluxe West Wing – Terracotta](#)

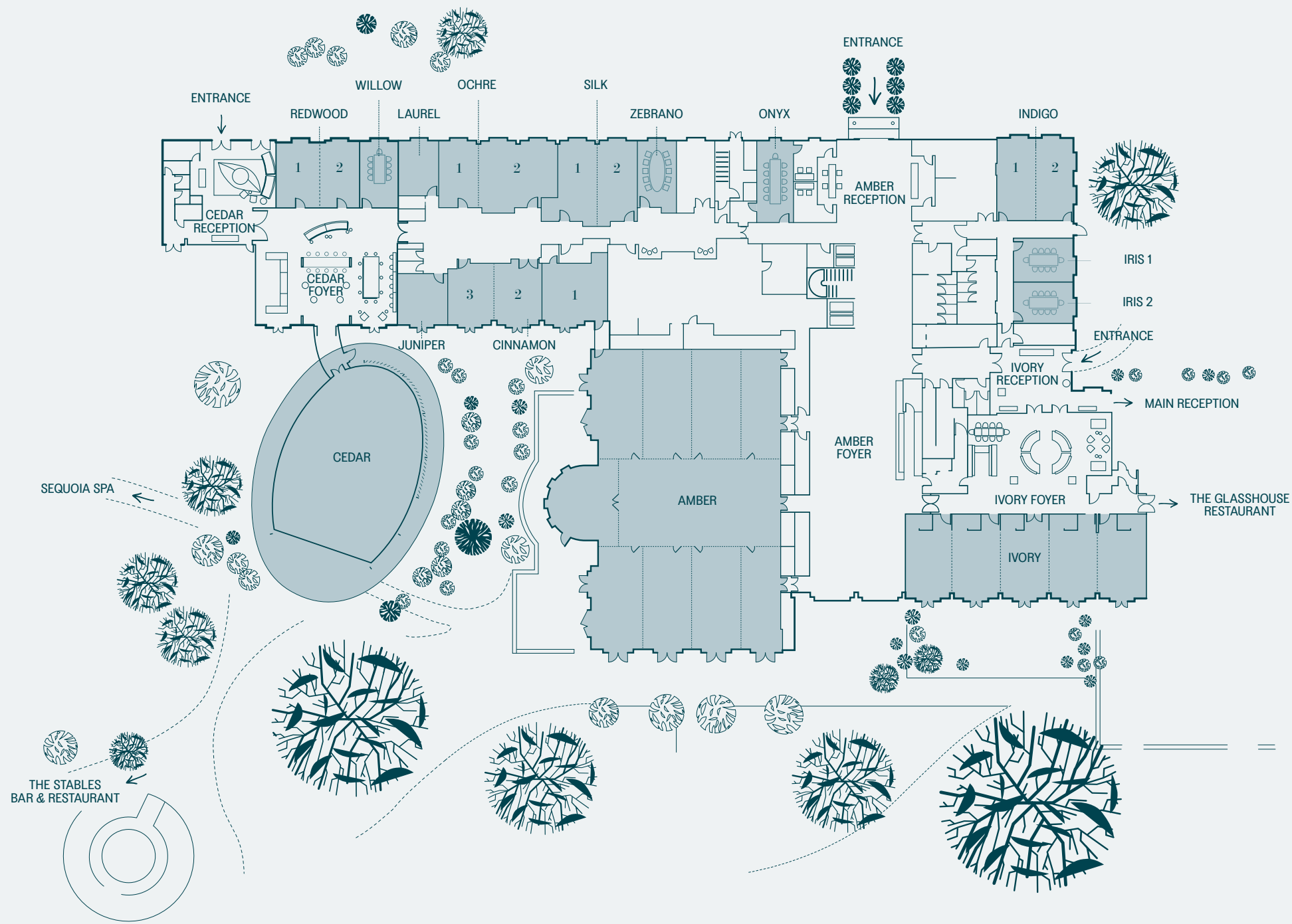


---

# MEETINGS AND EVENTS

We have 16 flexible event spaces and offer a range of inspiring and relaxing packages to engage your guests before, during and after your event.

---









# AMBER

Enjoy a stand out event in the largest of our luxury event spaces.

The Amber Suite is a blank canvas that can be used to host large events or divided into up to nine sections for smaller events, making it the ideal venue for conferences, board meetings, weddings and celebrations. Spanning 520m<sup>2</sup> of space, its dedicated entrance, private foyer and panoramic views make it a spectacular choice for any event.





# Key Features

- Ground floor location
- Vehicular access area
- Dedicated entrance with registration desk
- Private reception area with in-built bar
- Divisible into 9 rooms
- 2 drop down screens
- In-built PA system
- In-built projector in rooms 2/3, 4 & 6/7
- 2 x 3 phase 63amp separate feed (room 1)
- 1 x 3 phase 63amp separate feed (room 5)
- Pin spotting
- Private terrace

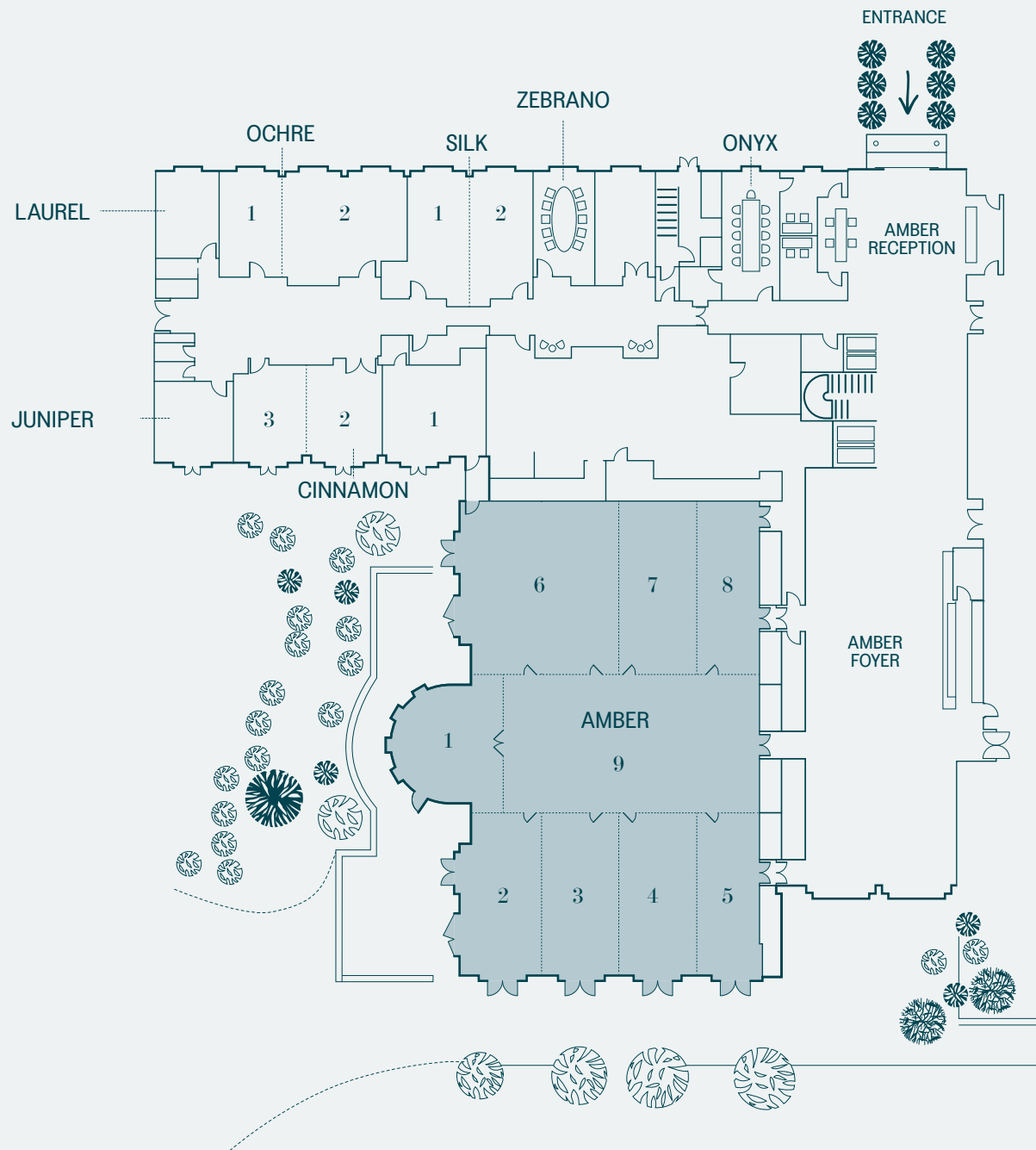
## DIMENSIONS

Area	521.5sqm
Height	3.9m to 4.7m
Length	29.56m
Width	17.63m

## SET-UPS

Theatre	450*
Classroom	300*
Boardroom	78
U-shape	78
Cabaret	256
Reception	700
Lunch/Dinner	480
Dinner dance	420
Seated buffet	330
Standing buffet	500
Exhibition	36 stands of 3x2m

\*front projection









# CEDAR

Our bright and airy Cedar Suite brings the outside in, with its natural sunlight and nature themed decor.

Designed by luxury interiors guru Martin Hulbert, the space offers a 180 degree view over our stunning formal gardens and comes with a private entrance and foyer, as well as three spacious meeting rooms and breakout spaces.

Named after the 200-year-old trees in our grounds, this flexible venue is perfect for meetings, events and lavish private parties.



# Key Features

- Ground floor location
- Dedicated entrance with registration desk
- Private reception area with in-built bar
- 3 phase power
- 85 inch LED screen
- Data projector and drop down screen
- LED lighting and pin spoting
- Private terrace

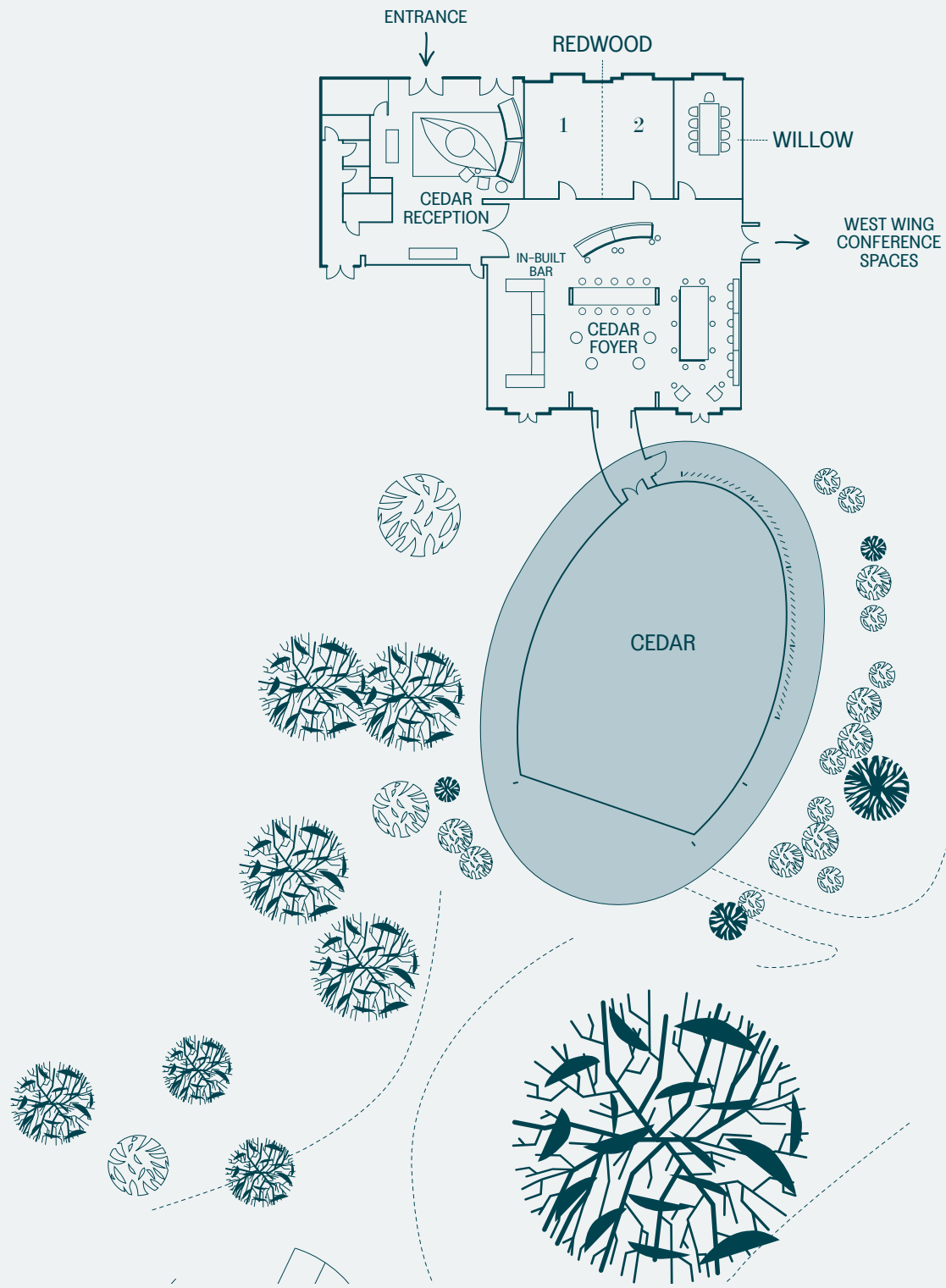
## DIMENSIONS

Area	205.4sqm
Height	3.33m
Length	15.74m
Width	13.05m

## SET-UPS

Theatre	166
Classroom	96
Boardroom	60
U-shape	48
Cabaret	84
Reception	200
Lunch/Dinner	168
Dinner dance	110
Seated buffet	100
Standing buffet	175
Exhibition	17 stands









# IVORY

A flexible, contemporary  
space set at the heart  
of the hotel.

With a private entrance and terrace, the space is  
perfect for medium-sized meetings and parties.

Boasting natural daylight and direct access  
to our formal gardens, these unique function  
rooms can be broken down into five sections to  
accommodate smaller groups.



# Key Features

- Ground floor location
- Dedicated entrance with registration desk
- Private reception area with in-built bar
- Divisible into 5 rooms
- LED screens in rooms 1, 2, 4 & 5
- In-built PA system
- 2 drop down screens
- In-room dimmer controls
- Private terrace

## DIMENSIONS

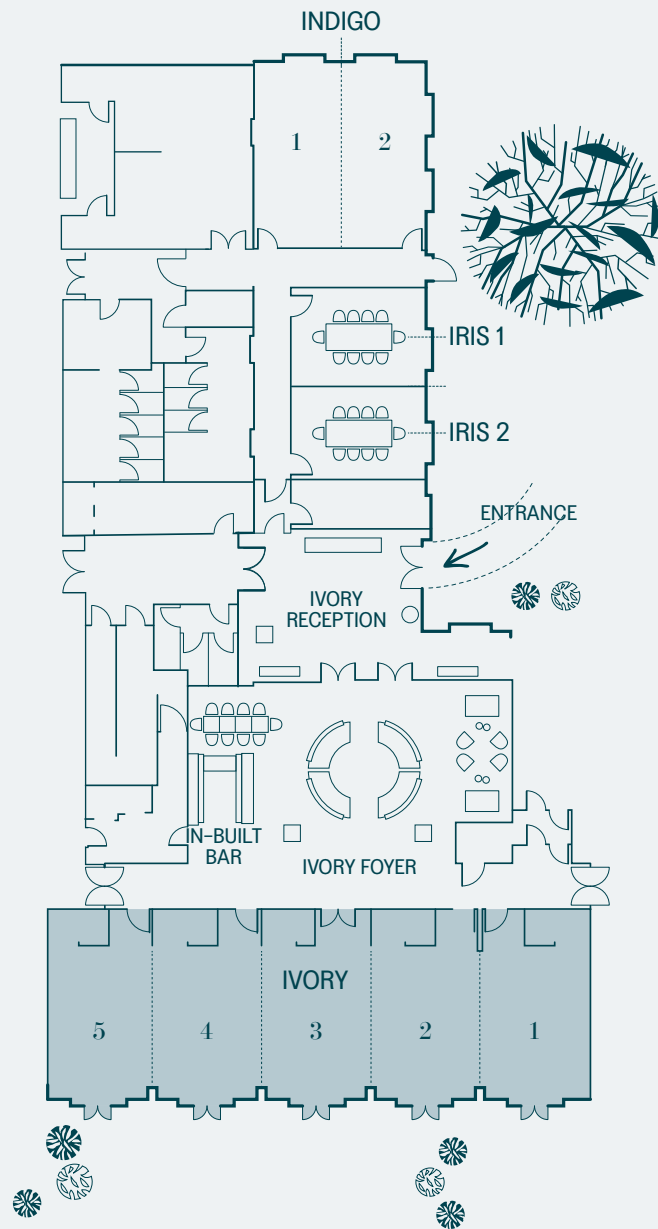
Area	132.24sqm
Height	2.9m to 3.4m
Length	23.2m
Width	5.7m

## SET-UPS

Theatre	120*
Classroom	60*
Boardroom	60
U-shape	64
Cabaret	64
Reception	150
Lunch/Dinner	120
Dinner dance	80
Seated buffet	80
Standing buffet	150
Exhibition	8 stands of 3x2m

\*front projection





# THE POTTING SHED

A hidden gem, our rustic Potting Shed is located inside our gated Walled Garden.

Situated in our stunning Victorian Walled Garden, the Potting Shed promises a setting unlike any other.

A beautifully restored Victorian glasshouse, the Potting Shed is the perfect mix of shabby chic and a wonderful space for a reception, summer cocktail party or evening barbecue. Its capacity can be increased with the addition of a marquee.









# Key Features



- Ground floor location
- Spectacular glass ceiling
- Private, gated entrance
- 3 phase power
- 4 interlinking rooms
- Views of the Walled Garden
- Outdoor space, suitable for marquee

## DIMENSIONS

Area	247.5sqm
Height	1.7m to 3.4m
Length	55m
Width	4.5m

## SET-UPS

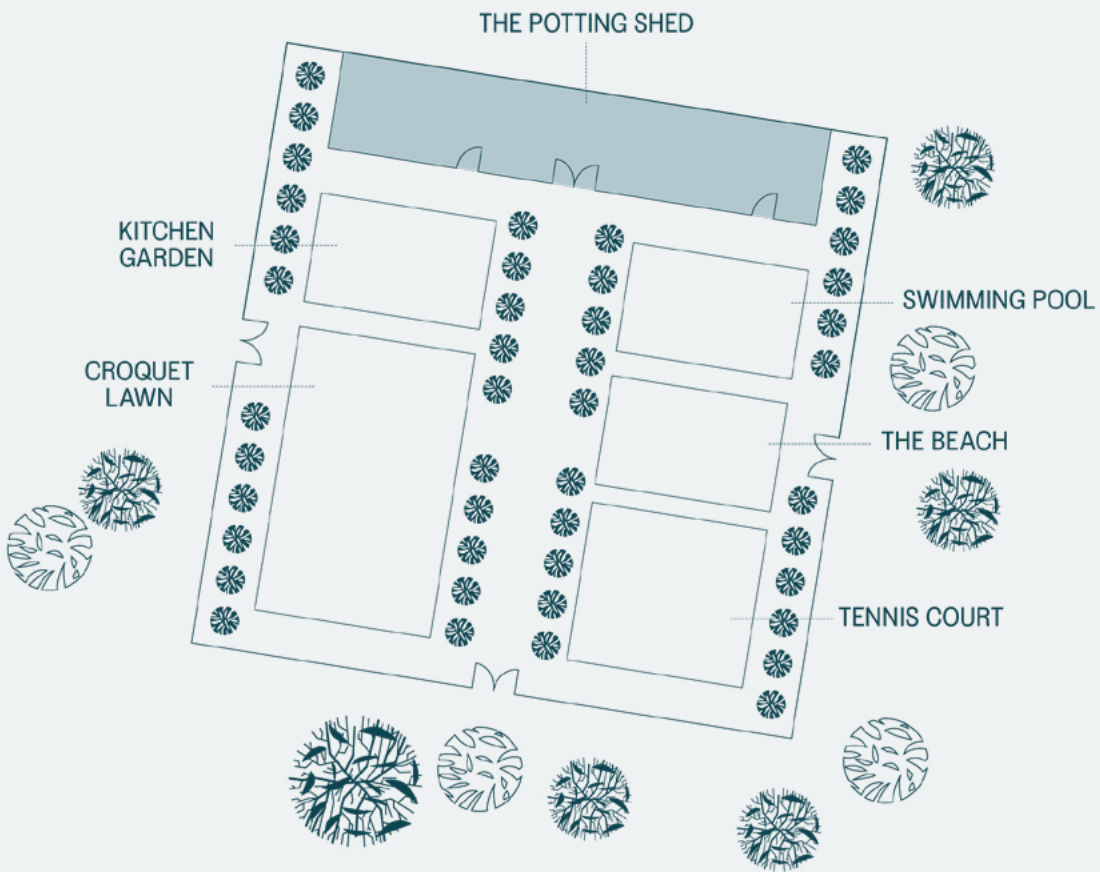
Reception	150
Lunch/Dinner	70
Dinner dance	60
Seated buffet	60
Standing buffet	100







# WALLED GARDEN



Area	13,048sqm
Length	116.5m
Width	112m

## The Beach

Area	13,048sqm
Length	116.5m
Width	112m

## Croquet Lawn

Area	684sqm
Length	18m
Width	38m
Marquee Build	Up to 600 people

## Tennis Courts

Area	1,120sqm
Length	35m
Width	32m

## Swimming Pool

Length	25m
Width	10m







# SMALL MEETING ROOMS

Breakout spaces with  
lots of natural daylight and  
a contemporary design.

Our meeting rooms feature natural daylight,  
boardroom tables and whiteboard walls – perfect  
for creative brainstorming.

Whether it's a private group of executives or  
a break out from a larger conference, we'll make  
sure you have everything you need for your mini  
meet-up. Groups can also use these smaller  
rooms as breakout spaces during a larger event.





# CINNAMON



With its private entrance, terrace and access to the gardens, the contemporary Cinnamon room is also a fantastic choice for small to medium-sized private events.

## KEY FEATURES

Ground floor location

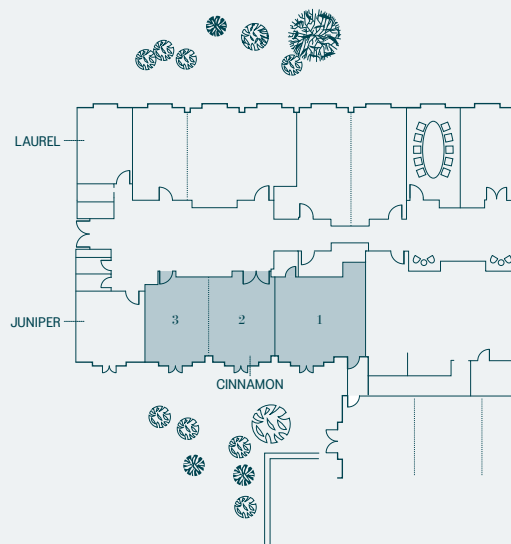
Divisible into 3 rooms

LED screen

In-built projector

Tungsten Halogen lights

In-room dimmer controls



## DIMENSIONS

Area	92.34sqm
Height	2.9m to 3.4m
Length	17.1m
Width	5.4m

## SET-UPS

Theatre	100*
Classroom	42*
Boardroom	40
U-shape	35
Cabaret	48*
Reception	120
Lunch/Dinner	70
Dinner dance	50
Seated buffet	50
Standing buffet	100
Exhibition	6 stands of 3x2m

\*front projection

# SILK & OCHRE



The perfect partners can be used together or apart depending on your needs. Ideal for smaller conferences, presentations, board meetings, or private dining and celebrations.

## KEY FEATURES

Ground floor location

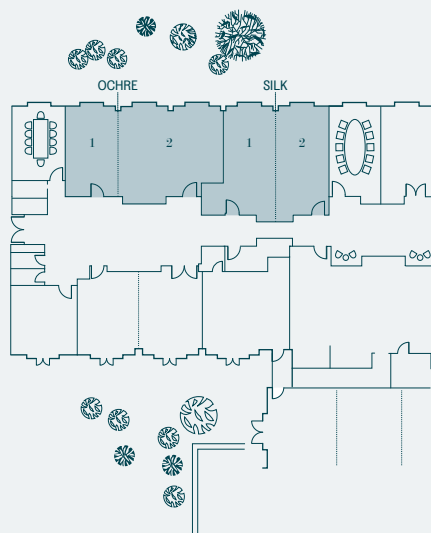
Divisible into 3 rooms

LED screen

In-built projector

Tungsten Halogen lights

In-room dimmer controls



## DIMENSIONS

	Silk	Ochre
Area	42sqm	54.72sqm
Height	2.9 to 3.4m	2.9 to 3.4m
Length	5.6m	4.8m
Width	7.5m	11.4m

## SET-UPS

Theatre	42	48
Classroom	20	30
Boardroom	16	28
U-shape	12	27
Cabaret	20	24
Reception	56	72
Lunch/Dinner	30	40
Seated buffet	20	30
Standing buffet	30	40



# INDIGO & IRIS



Ideally located for the Ivory Suite, these purpose built breakout spaces feature whiteboard walls, natural daylight and in room technology.

## KEY FEATURES

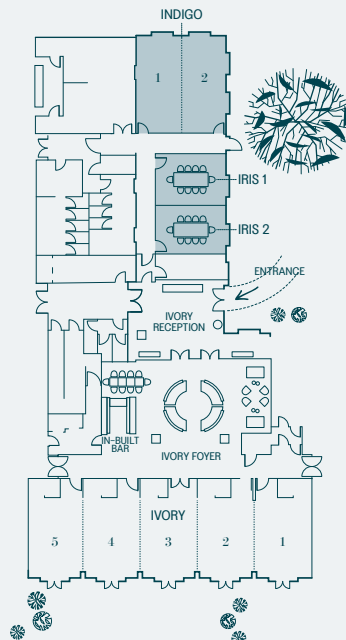
Ground floor location

Indigo is divisible into 2 rooms

LED screen

Wall hanging flip charts

Iris 1 and 2 have fixed boardroom tables



## DIMENSIONS

	Indigo	Iris
Area	61.37sqm	20.93sqm
Height	2.9m	2.9m
Length	7.96m	5.26m
Width	7.71m	3.98m

## SET-UPS

Theatre	50	
Classroom	24	
Boardroom	18	9
U-shape	20	
Cabaret	32	
Reception	56	
Lunch/Dinner	48	
Seated buffet	40	
Standing buffet	50	

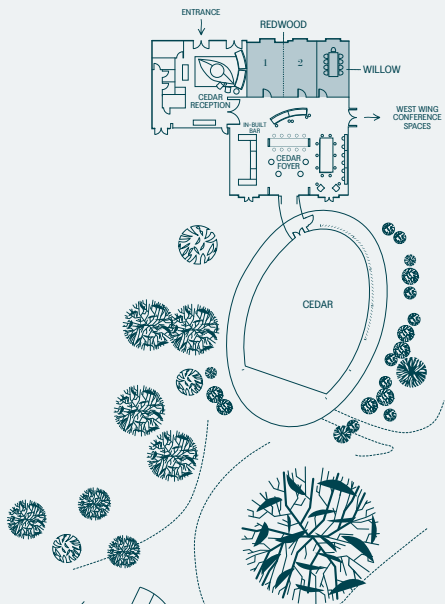
# REDWOOD & WILLOW



Bright and contemporary rooms which are located off the Cedar Foyer, ideal for office and breakout space for The Cedar Suite.

### KEY FEATURES

- Ground floor location
- Redwood is divisible into 2 rooms
- LED screen
- Whiteboard walls
- Wall hanging flip charts
- Willow has a fixed boardroom table



### DIMENSIONS

	Redwood	Willow
Area	43.63sqm	22.1sqm
Height	2.9m	2.9m
Length	5.66m	6.28m
Width	7.71m	3.52m

### SET-UPS

Theatre	40	
Classroom	18	
Boardroom	18	9
U-shape	18	
Cabaret	18	
Reception	40	
Lunch/Dinner	24	
Seated buffet	24	
Standing buffet	40	



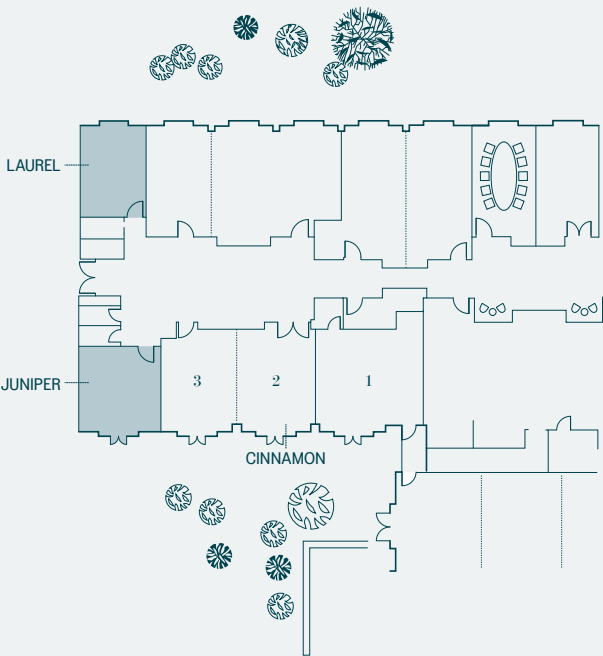
# LAUREL & JUNIPER



Two centrally located breakout spaces with lots of natural daylight and a contemporary design. With in-built LED's, these rooms are ideal for small breakout sessions.

### KEY FEATURES

- Ground floor location
- LED screen
- Wall hanging flip charts
- Juniper has a garden terrace



### DIMENSIONS

	Laurel	Juniper
Area	19.63sqm	21.7sqm
Height	2.9m	2.9mm
Length	5.41m	4.91m
Width	3.63m	4.42m

### SET-UPS

Theatre	12	12
Boardroom	10	10

# ZEBRANO & ONYX



When you need to host a small meeting or simply escape from the larger events of the day, these bright and airy rooms offer the perfect venue for some focused meeting time.

## KEY FEATURES

Ground floor location

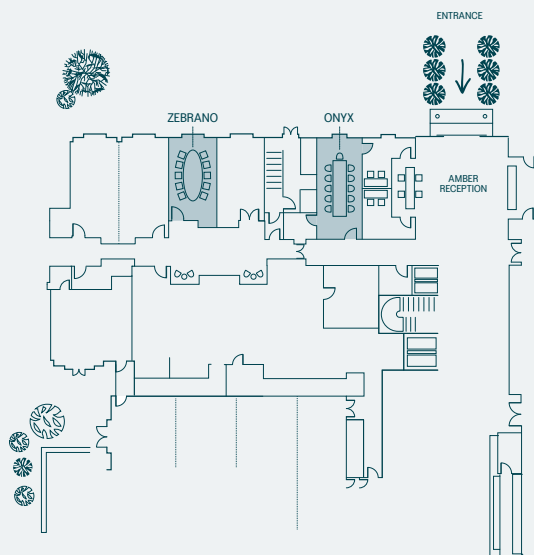
Onyx is accessible from Amber reception

LED screen

Whiteboard walls

Fixed boardroom tables in both Zebrano and Onyx

Tungsten Halogen lights



## DIMENSIONS

	Zebrano	Onyx
Area	19.44sqm	22.26sqm
Height	2.9m to 3.4m	2.9m
Length	5.4m	6.53m
Width	3.6m	3.41m

## SET-UPS

Boardroom	10	11
Lunch/Dinner	10	







# MANSION

Elegant unique spaces  
for small to medium  
sized events.



With character aplenty, the 18th Century Mansion promises a series of elegant spaces for small to medium sized events. Choose from the Donneraile, Garden Room or Colette's, all of which offer sophisticated decor with panoramic views across the grounds and gardens, perfect for events or celebrations which demand a backdrop that is just a little bit special.





# Key Features

- Ground floor location
- Grade II listed Mansion
- High ceilings
- Large windows
- Views over the golf course
- Private terrace

## DIMENSIONS

	The Garden Room	Donneraile
Area	51.6sqm	60.6sqm
Height	4.3m	4.79m
Length	8.6m	10.1m
Width	6.5m	6.45m

## SET-UPS

Theatre	16	
Boardroom	14	24
U-shape	12	22
Reception	28	28
Lunch/Dinner	28	28
Seated buffet	20	
Standing buffet	30	









# WEST WING

In close proximity to  
The Stables, Sequoia spa  
and the golf course, our  
contemporary West Wing  
was recently refurbished  
and promises:

83 Classic Rooms

26 Superior Rooms

35 Deluxe Rooms with a partial garden view

38 Deluxe Rooms with a garden view





# Classic Room

## West Wing | King or Twin

Our **Classic rooms** are small but perfectly formed, best for those who prefer to spend their time relaxing at the spa, out on the golf course or exploring our 300 acre estate.

Room features include:

Mini Bar

Nespresso machine and tea making  
facilities

HD LED TV

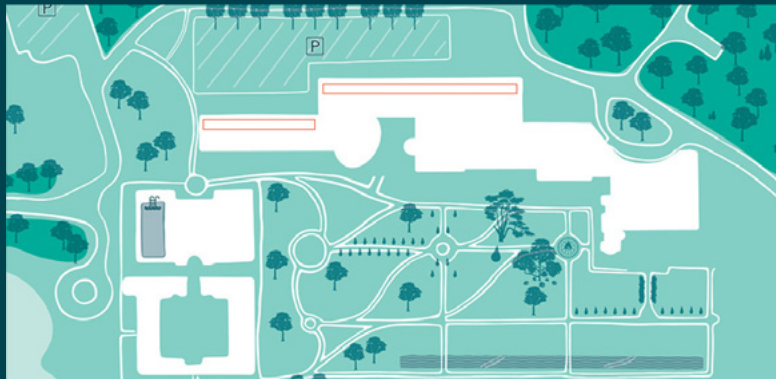
Complimentary high speed Wifi

Air Conditioning

ESPA Amenities

Bathrobe and slippers

Hairdryer



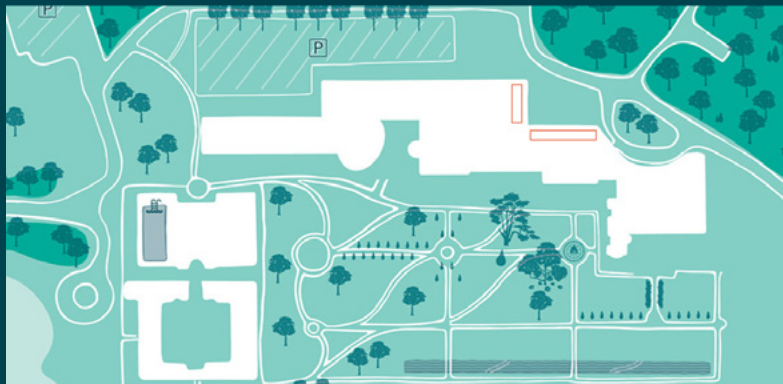


# Superior Room

## West Wing | King or Twin

Conveniently located just a short stroll from reception, our **Superior Rooms** offer everything our Classic Rooms do, with the addition of woodland views. Room features include:

- Mini Bar
- Nespresso machine and tea making facilities
- HD LED TV
- Complimentary high speed Wifi
- Air Conditioning
- ESPA Amenities
- Bathrobe and slippers
- Hairdryer



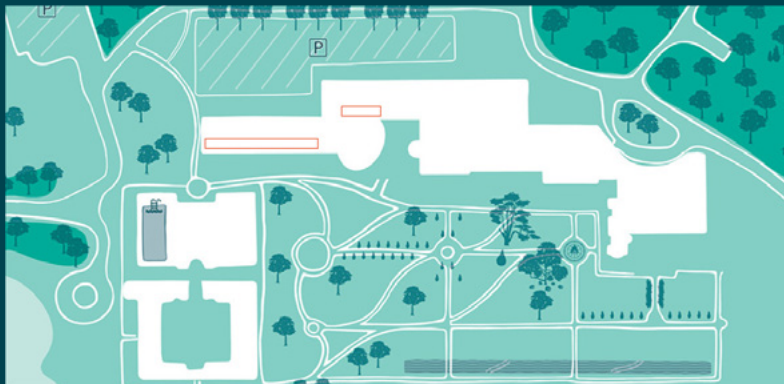


# Deluxe Room

## West Wing | King or Twin

Relax and unwind in one of our **Deluxe Rooms** with ample space inside and your own terrace or balcony outside, plus a bathroom with a freestanding roll top bath. Room features include:

- Mini Bar
- Nespresso machine and tea making facilities
- HD LED TV
- Complimentary high speed Wifi
- Air Conditioning
- ESPA Amenities
- Bathrobe and slippers
- Hairdryer



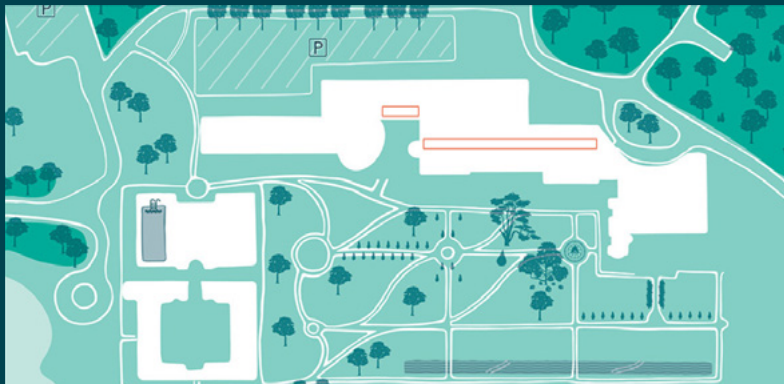


# Garden View Room

## West Wing | King or Twin

The best of the West Wing, our **Deluxe Rooms with Garden Views** – as the name suggests – offer uninterrupted views of the formal gardens and golf course beyond. Room features include:

- Mini Bar
- Nespresso machine and tea making facilities
- HD LED TV
- Complimentary high speed Wifi
- Air Conditioning
- ESPA Amenities
- Bathrobe and slippers
- Hairdryer









# DINING

International live cooking stations at  
The Glasshouse

British classics redefined at The Stables

South Asian dishes at Madhu's at The Grove

Sushi and Asian dishes at The Lounges

Pop-up Italian restaurant Verde Kitchen in the  
Potting Shed

Bespoke dining experiences can be arranged,  
including BBQs in the Walled Garden





# UNWINDING

Newly refurbished Sequoia spa featuring a  
22m swimming pool, jacuzzi, wellness pool,  
experience showers and sauna and steam rooms

ESPA and Natura Bissé restorative treatments

State of the art gym, featuring the latest  
Technogym equipment

Various classes, including yoga and pilates

The Lounges and Library





# GOLF

The Grove, home to one of the UK's most prestigious golf courses, has welcomed many greats of the game, having staged a World Golf Championship event, won by Tiger Woods in 2006, as well as hosting the British Masters in 2016.

Open to all who love the game, there is no membership policy however regular players can take advantage of our Clarendon Collection. We're excited to be launching an impressive new piece of technology to our golf practice facilities: TrackMan Range.





# SUSTAINABILITY

By exploring and improving operational systems, developing the right internal culture and investing in new technologies, we aim to balance the environmental impact of our business with enhancing our guest experience and improving our business performance.

Wherever possible, environmentally sustainable products and services will be sourced locally and we encourage staff to communicate our commitment to environmental and social sustainability to our guests, suppliers, contractors, agents and wholesalers.





# Sustainability Overview

The Grove is celebrating a series of sustainability-led wins on its golf course and across its extensive Hertfordshire grounds, having been awarded GEO Certified status and recently named 'Environmental Golf Course of the Year' at the Golf Environment Awards 2022. These accolades are a testament to the efforts made by the estate's gardeners, greenkeepers and grounds team.

Across the gardens and wider estate, sustainable efforts are continually applied, including the establishment of a rainfall compensation system that generates annual water savings of up to 30%, the creation of a new wetland area within the woodland, creating new environments for newts, frogs, water voles and dragonflies, and the ongoing investment in renewable energy programmes.

The estate team have also been collaborating with Hertfordshire & Middlesex Wildlife Trust to create areas of naturalised habitat, including River Gade chalk stream conservation, maintenance of native fescue grasses, and the introduction of wildflower areas.

In November of last year, The Grove's Gardens Team worked with volunteers to plant approximately **200 native trees on our Poppy Field**. This was thanks to the generous donation of trees and time from Watford Chambers of Commerce and their group Feeding Our Future who aimed to plant trees throughout Watford for The Queen's Green Canopy in honour of Her Majesty's Platinum Jubilee.





# Jemima's Kitchen Garden

Our Gardens Supervisor, Abby Evans designed Jemima's Kitchen Garden and mapped out its permaculture ethos. Together with the Gardens team, she has transformed this corner of the Walled Garden.

As well as looking wildly beautiful, it provides endless homegrown fruit, veg and herbs for our chefs, ensuring we grow as much of our own produce as possible. It's made up of four quadrants including an amphitheatre sitting area for guests, trailing hops for our beer and a flow bee hive for honey on tap, making the garden more bee-friendly. South-facing fig trees provide shade for ponds in copper baths, each teeming with watercress, water mint, Lotus and Arrowheads that also provide a home for dragonflies and frogs for controlling pests.





# Ralph Trustees Ltd Commitment

Ralph Trustees Ltd will comply with all relevant legislation and regulations, and strive to achieve international best practice.

## **To deliver this, we will:**

Support local products, Business and suppliers

Establish and report on key environmental performance indicators

Minimize waste and optimize waste management

Develop a culture within the business that recognises the need to use energy resources efficiently and promotes the development and implementation of ideas throughout the business

Develop and evaluate operational policies to identify changes that could be implemented to deliver our services with lower energy use

Identify areas of waste or inefficiency that we can remove or reduce

Maintain our major equipment to ensure energy is used efficiently

## **In parallel we also need to:**

Invest in cost effective new technologies with reduced energy requirements and carbon emissions

Improve our buildings' performance to reduce energy demands





# EXPERIENCE UNFORGETTABLE MOMENTS AT THE GROVE



To view the video, click the interactive image above.



